

GenesisCare Prominet onboarding

<https://onboard.prominetgo.com/log>

Step 1: Log into the onboarding portal

Go to Onboarding portal


<https://onboard.prominetgo.com/>

Enter login credentials

user: [onboarder userid]

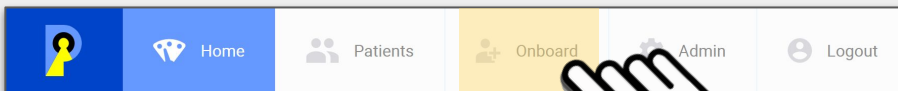
pass: [onboarder password]

Click the “Sign in” button



Step 2: Enter new patient details

Start process by clicking [Onboard]:



Enter requested details:

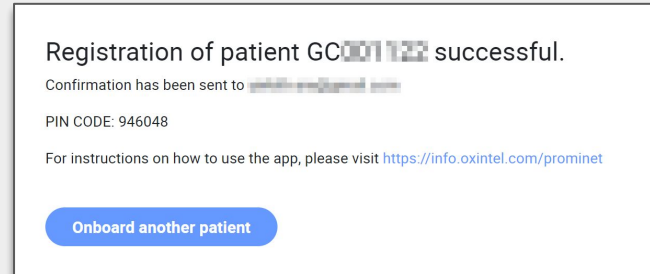
1. GenesisCare ID
2. Personal details
3. Treatment details
4. Contact details

Click [Submit] when complete

This will take you to the response screen

Step 3: Get the PIN code

The allocated PIN code will be on screen



A copy of the PIN will also be sent to the mail address

Step 4: Install the app

1. Links to IOS and Android apps are included in the email:
<https://info.oxintel.com/prominet>
2. Direct links here:

[IOS App Store \(iPhone and iPad\)](#)
[Android version](#)

GPO200415